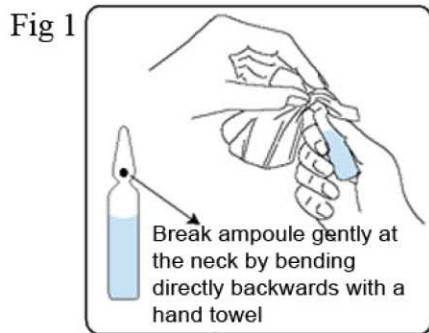


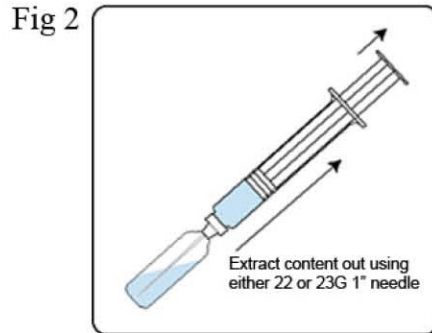
INTRAMUSCULAR (IM) OR SUBCUTANEOUS (SC) 肌肉注射/皮下注射

首先 To begin: 打開瓶蓋後請立即使用，以便確保無菌狀態和維持產品的品質。
To ensure sterility will not be compromised and quality of product maintained, opened vials (ampoules) are to be used immediately.



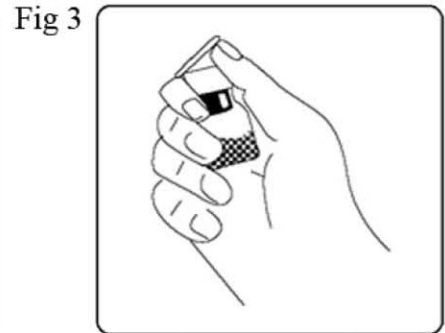
Break ampoule gently at the neck by bending directly backwards with a hand towel

以毛巾用力旋轉药盖



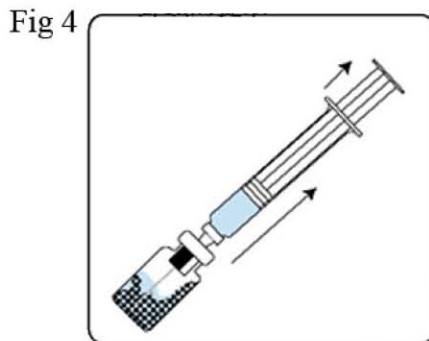
Extract content out using either 22 or 23G 1" needle

使用23G 1" 或者23G 1" 針頭的提取



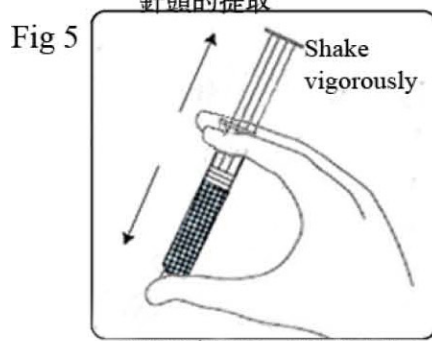
Open the normal saline solution

將生理食鹽水打開



Extract 1cc normal saline into the syringe

將1cc生理食鹽水吸入針筒



Shake vigorously

在針筒中搖動1cc的生理食鹽水和5cc的植物胎盤素。
Shake the contents of 1cc normal saline and 5cc of VP TSRRP in the syringe vigorously

在針筒中搖動1cc的生理食鹽水和5cc的植物胎盤素。
Shake the contents of 1cc normal saline and 5cc of VP TSRRP in the syringe vigorously



New 23G 1" (for injection)

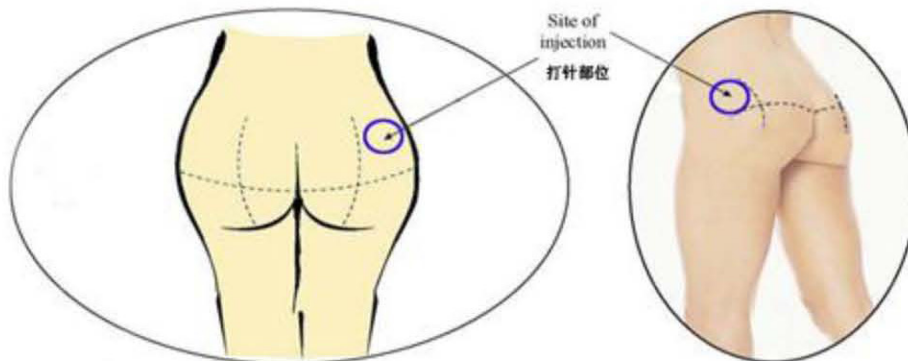
新 23G 1" (注射用途)

Old (for extraction only) 舊(提取用途)

將針頭換成23G 1" 的針頭待用
Change to new needle 23G 1" pending for injection

施行注射程序 (肌肉注射或皮下注射)

Administration Injection Procedures (Intramuscular or Subcutaneous)



SITE OF INJECTION	注射部位
<ul style="list-style-type: none"> • Only the specified area is recommended. • Discard all needles and syringes after use. • In rare cases of redness and itchiness, use a cold compress, ice pack or cold towel over the area for a few minutes. • If a depot is formed, hot compress is advisable. 	<ul style="list-style-type: none"> • 建議注射於指定的部位 • 請把所有使用過的針筒和針頭丟棄 • 若有紅癢的情況出現，請使用冰袋或冷毛巾冷敷相關部位數分鐘。 • 若有硬結出現，建議使用熱敷。